



MOVING **INTELLIGENCE**



Sentinel Alarm & Tracking



Protect your investment
Moving Intelligence
User Guide



Alarm & Tracking

A security system developed by two of the leading brands in leisure vehicle security.....SENTINEL ... It's the complete insurance rated alarm and our latest Moving Intelligence (Phantom) Pro3 GPS system, not only protecting your motorhome but bringing the ability to monitor and control remotely!

Never again will you wonder if you set the alarm or worry who has the keys? A simple secure app will show you the alarm status and allow you to lock and unlock, thus arm or disarm the alarm from wherever you are**

** requires internet connection





Thank you for purchasing the Sentinel motorhome alarm and tracking system by Moving Intelligence (Phantom). We have prepared some basic instructions to get you started. Depending on the style and manufacturer of your motorhome some functions may vary.



Contents

- 4. Alarm&Fob
- 10. Portal
- 14. App
- 18. Tracking System Info
- 20. Terms And Conditions



Download our user guides in PDF

Alarm&Fob

Our standard installation will usually include :

Cab door protection

Cab doors are usually protected through the vehicle's own electronics system (CANBUS). On "A Class" vehicles we'll often need wireless magnetic switch.

Internal Ultrasonics

Internal sensors that look like small microphones. These are used to trigger on movement within the cab area

Bonnet Switch

This may be an additional switch or utilise the CANBUS system depending on individual models

Habitation/garage & Locker door protection

Usually a wireless magnetic switch



LED and override receptacle

The LED will flash to indicate alarm status. Also used for programming

If you return to the vehicle and the alarm has triggered you will find the indicator lights or siren chirps will flash 5 times on disarm ,(instead of the usual 2 flashes).


To identify the cause of the last alarm, turn the ignition key on and count the number of flashes on the red LED on the override receptacle...

2 flashes, pause : Ignition attempt	**
3 flashes, pause : Door opening	***
4 flashes, pause : Bonnet opening	****
5 flashes, pause : Boot opened	*****
6 flashes, pause : Ultrasonics	*****
8 flashes, pause : Wireless magnetic switch or wireless window switch, bike sensor	*****
9 flashes, pause : Wireless PIR	*****

Operation

This will vary depending on the base vehicle and type of motorhome you have. Most van conversions and coachbuilt motorhomes have central locking. Therefore in most cases we'll be able to programme the alarm to work with your vehicle remote key. This means when you lock and unlock your doors you'll be arming and disarming the alarm as well. Similarly if you use the remote to arm / disarm the alarm you'll be locking / unlocking the vehicle at the same time.

The Sentinel remote has a small central blue LED that will flash momentarily to confirm operation. If the blue light flickers it's a signal that the internal battery is running down. You can use the locked padlock to arm and the open padlock to disarm the alarm system.



Arm / disarm is signalled by way of an audible chirp**

One chirp for armed, 2 chirps for disarmed.

**** This audible signal can be turned off if required. Please note: for most vehicles the hazard flash on lock and unlock will only occur when using the vehicle remote.**



Once you have armed the system there is a 30 second delay before the system is completely active. During this arming period the status LED will remain ON. After 30 seconds the LED will flash once per second to confirm the alarm is live.

If you have an A Class motorhome the arm/disarm process may vary.

Most A Class vehicles have what appears to be a standard manufacturer vehicle key with the usual remote buttons. These generally have no functionality at all. If this is the case you'll almost certainly have 2 Sentinel remotes and use these exclusively to arm and disarm your alarm using the key to lock the doors in the old fashioned way!

If you have central locking you'll usually have a Fiat or Mercedes based vehicle: Fiat A Class installations can use both Fiat remote and alarm remote to arm / lock.

Mercedes A Class will only lock the doors (and arm the alarm) with the Mercedes remote. In this installation the alarm remote will only arm and disarm the alarm. It will not trigger the central locking. (See notes on next page regarding Night/Pet mode)

Pet/Night mode

This disables the internal sensors and allows movement within the vehicle whilst keeping the perimeter armed.

There are 2 options:

1: Use the Fiat remote (**Alarms fitted 2018 onwards)**

Press the Lock button on your Fiat remote. The vehicle will lock and alarm will arm. Wait for 4 - 5 seconds. Now press the lock button again. The alarm will emit a single Beep to confirm the internal sensors are now excluded.

2: Use the alarm remote

Press the button on the remote "button3" One press and the alarm will arm in the usual manner but exclude the internal sensors.



Please note you will have to repeat this process each time you wish to arm in night/pet mode



Exceptions: A Class Mercedes with central locking

To set night mode when you're inside the vehicle simply press the central locking button on the dashboard then press the "button3" to arm the alarm.

Service / Valet Mode

Service mode temporarily disables the alarm.

We suggest that you only use this mode in extreme circumstances as the alarm must be reset afterwards and its easy to forget even though it's a simple process.

The alarm can be set into service mode as follows:

Arm the alarm in the usual manner whilst you're inside the vehicle. Now touch the override key to the receptacle. This will set service mode. The alarm is now completely inactive.

To exit service mode, simply touch the override key to the receptacle.

A high pitched beep and flash of the LED will confirm the alarm is now operating normally again. Ensure the vehicle doors are closed and ignition OFF during this process.

Your portal

MOVING INTELLIGENCE

INFORMATION ACCOUNT RENEWALS SUPPORT REFER A FRIEND LOGOUT

Karen MG

Carinas Car

Steve

S5 Demo

Dad

Danny

Keith Focus

Marilyn

Trev

Pickups

RN376Dg35

Mr E

MERCEDES VITO 109 CDI
COMPACT SWB

VOLKSWAGEN GOLF MATCH TSI
BLUEMOTION TECHNOLOGY

AUDI A4 TFSI SE TECHNIK

RENAULT KADJAR DYNAMIQUE S
NAV TCE

V W Toureg

Add New Vehicle

Subscription Information

Device No: ST89BAG45

Start Date: 26/03/2019

End Date: 26/03/2023

Service Mode

Last Location 22/08/2022 07:51

Southside, Bredbury, Stockport SK6 2SX, UK

Battery Information

14.0V

Vehicle Information

Name: Pickup

Make: NISSAN

Model: NAVARA DCI TEKNA 4x4 DCB

Reg: P11VVF

Alt: VSKCVND40U0428361

Edit Name

Breakdown Cover

You currently have no breakdown details set.

Edit Breakdown

Insurance Details

You currently have no insurance details set.

Edit Insurance

Service Information

You currently have no service date set.

Edit Service

Our unique portal providing online access to monitor your caravan. Login via the Moving Intelligence (Phantom) website or download our App on Android or Apple. You'll be able to check your location and battery voltage as well as setting service mode.

10

SENTINEL ALARM & TRACKING



Your portal

Vehicle Information i

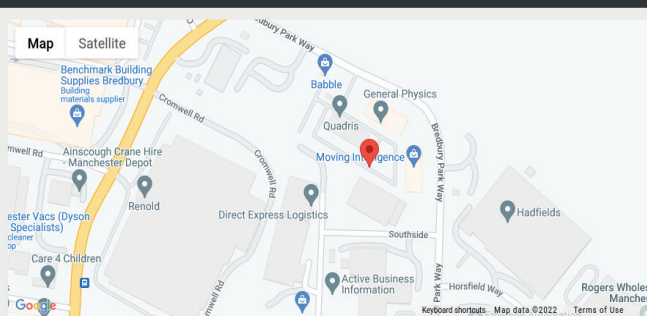
Name: Pickup
Make: NISSAN
Model: NAVARA DCI TEKNA 4X4 DCB
Reg: PJ11VEF
Alt: VSKCVND40U0428361

Edit Name

Caravan information and your individual Moving Intelligence (Phantom) Tracking device number. You can edit the name to suit yourselves.

Displays the location of your vehicle which updates each time you move or every 6 hours if stationary.

Last Location 22/08/2022 07:51



Southside, Bredbury, Stockport SK6 2SX, UK

Subscription Information i

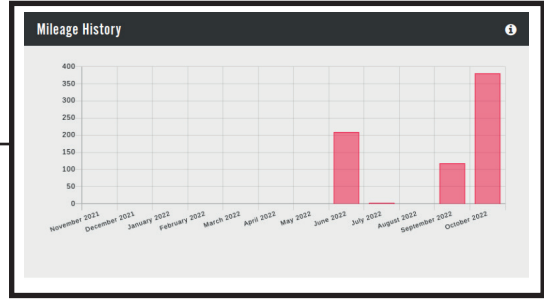
Device No: ST858A645
Start Date: 26/03/2019
End Date: 126/03/2023

Service Mode

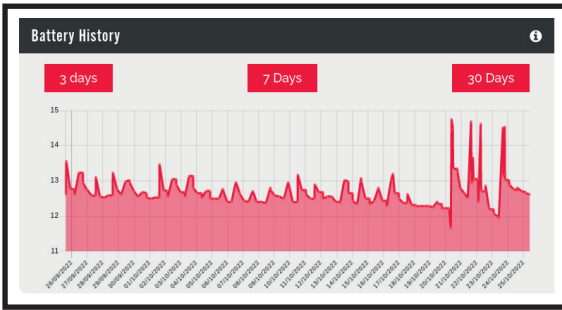
Portal will let you know when your subscription ends and when it started.

Your portal

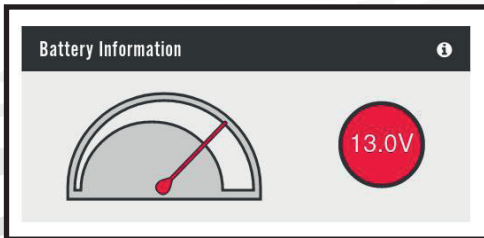
Your mileage history graph will give you readings linked to the ignition. If you have a caravan then these readings are calculated using our GPS data and can be less accurate.



Reports



We monitor and store the voltage of the battery which is being used to power the Moving Intelligence (Phantom) tracking unit for 30 days, this enables you to spot possible issues with power drains, solar panel effectiveness and predict when your battery may need to be recharged.



Your battery dial, displays the current voltage.

Online Support

You can submit a support request on our online system. You can monitor all chat response and view your whole conversation.

Submit A Support Ticket i

Enquiry Type

Sales Enquiry ▼

Message:

Your Message

Submit

Your Support Tickets i

Subject	Raised On	Ticket ID	Status	Read More
Administration Enquiry	20/10/2022	28280	closed	View Ticket
Accounts Enquiry	20/10/2022	28279	closed	View Ticket
Website or App Error	18/10/2022	28261	closed	View Ticket
Website or App Error	18/10/2022	28260	closed	View Ticket
Website or App Error	18/10/2022	28259	closed	View Ticket
Website or App Error	18/10/2022	28258	closed	View Ticket
Website or App Error	18/10/2022	28257	closed	View Ticket
Website or App Error	18/10/2022	28256	closed	View Ticket
Website or App Error	18/08/2022	27647	closed	View Ticket

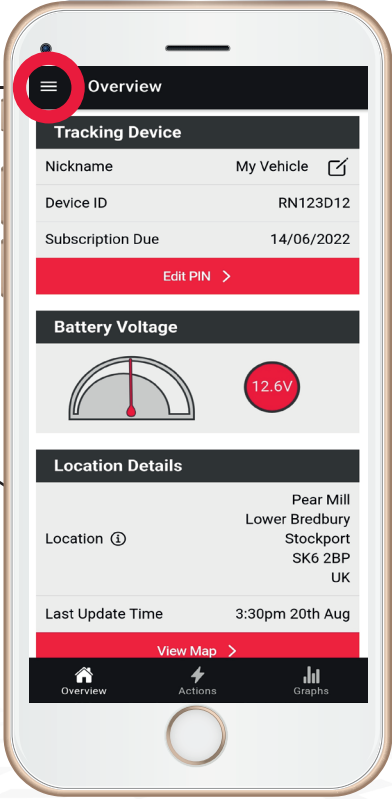
OurApp

Visit the Apple App Store or Google Play Store to download.




Menu

Overview is your account information the date your subscription ends vehicle info etc.



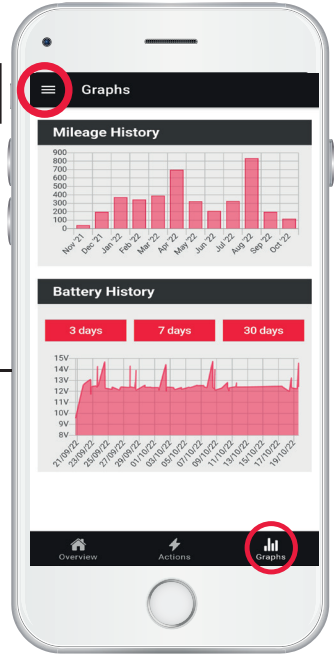
View your vehicles location.



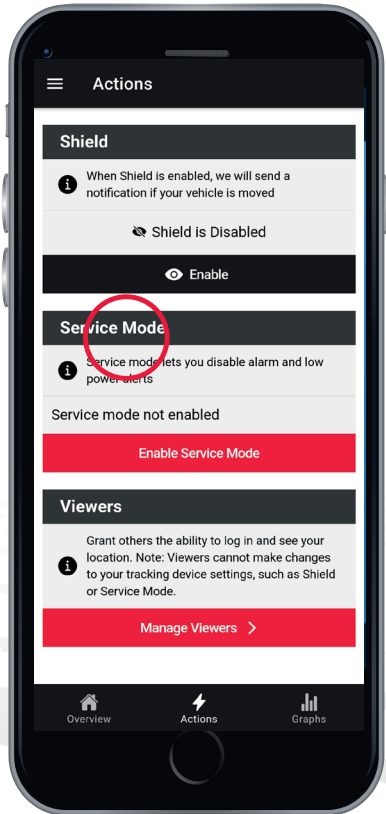
Get reports & place vehicle in service mode

View the mileage history and battery history of your vehicles where applicable.

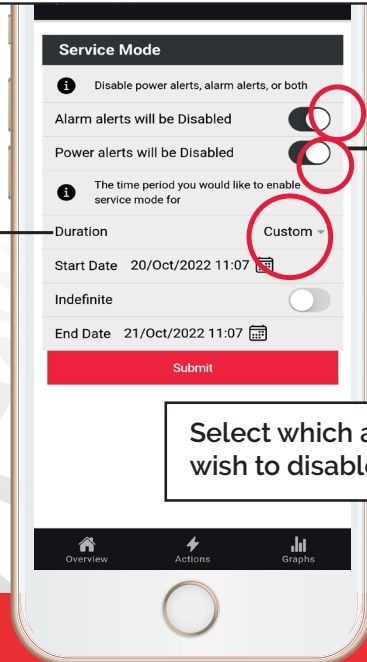
Menu



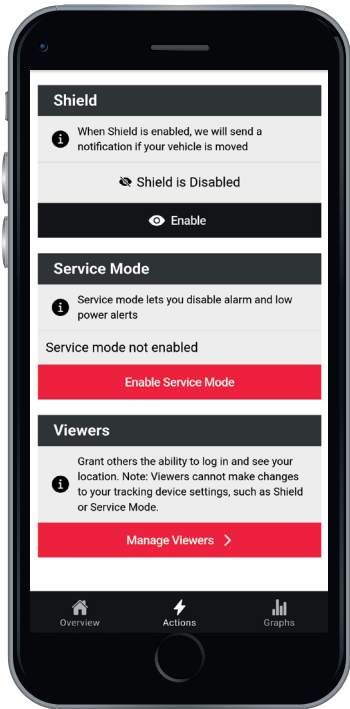
Place your motorhome into service mode for a period of time.



Temporarily disable power or alarm alerts.



Select which alerts you wish to disable.



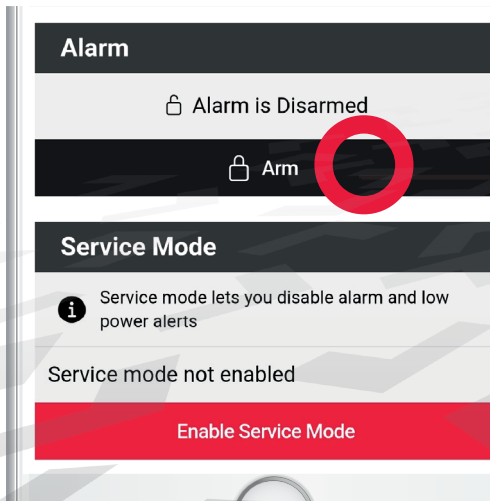
Who can view your vehicles data

Manage who can see your vehicles location. Friends and family if you want them to monitor your vehicles.



Your Alarm

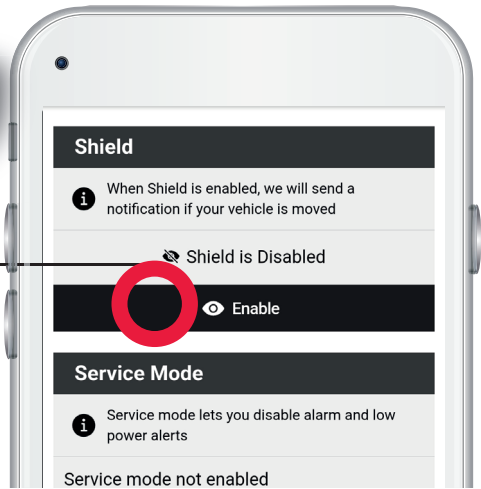
Your alarm is connected to the tracking system. We notify you via a call if the alarm goes off. You can arm and disarm the alarm from the app. Some vehicles can unlock and lock the central locking also from the app.



Shield



The shield function can be used to alert users to movement of the motorhome. Easily enabled and disabled a notification will be sent each time the ignition is turned on.



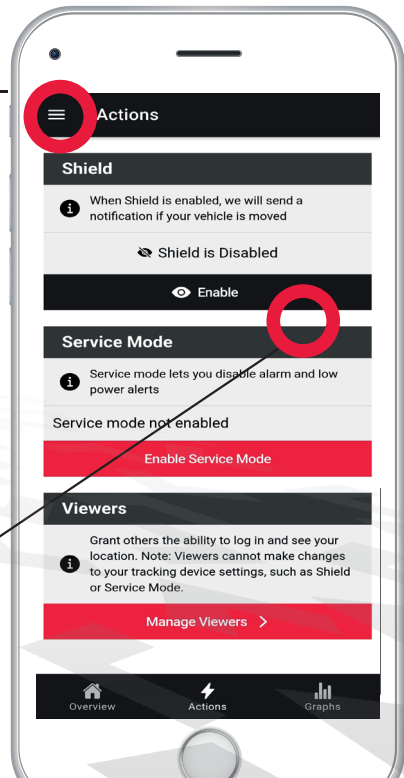
Need a movement alert

Menu

PLEASE NOTE

1. You must enable notifications for this to work
2. Shield only sends a notification to any devices that are logged into the myphantom app.

It does not send an alert to the call centre.



Tracking System Information

Pro3

Tracker featured with
your Sentinel.

Tracker



Product Specs

GPS on Demand



Power Cut (Tamper Alert)



Alarm Interface



Shield



Low Battery Alert (SMS)



MY PHANTOM



SMART PHONE APP



24-7 monitoring of your motorhome

Our Systems are designed exclusively with our Motor Caravaners in mind, providing features now and in the future to match any tracking needs.

The 'Pro3' checks into our central server twice a day, every day. It reports its position and battery level as well as recording any mileage travelled. It has a unique sim card allowing it to utilise any network, providing unrivalled communications across the UK and over 28 European countries. All this information is accessed through our online portal or Android 'App' and Apple App.

You or your family can check where the van is and its current battery level as well a historical 30 day graph of voltage levels - great for keeping your eye open for any unexpected events. This will also help ensure longer battery life by showing users when their battery needs charging.

Text and phone calls confirm any alerts or power cuts.

Optional extras and Upgrades

- * Window contacts
- * Door contacts
- * PIR
- * Movement sensors / wireless bike or scooter sensors.

Contact sales@movingintelligence.co.uk
or visit movingintelligence.co.uk to purchase
these extras.



We don't just track Caravans and Motorhomes we can help you track all things moving.

MOTORBIKE TRACKING
PLANT TRACKING
BOAT TRACKING
FLEET TRACKING
CAR TRACKING

We have you covered!



Terms and conditions

Please visit the website for terms and conditions





NEW PORTABLE SELF FIT



Great system that can be an addition to your family of Moving Intelligence products. This after theft reactive waterproof device reports in once a day and gives you extra peace of mind. It's not connected to the battery so it can't give you the same reports and triggers and notifications. If its stolen you report to our 24/7 call centre and we will help return your vehicle.

Looking for a self fit, battery powered tracking system!

NEW Mi01 SENTRY

Your vehicle monitored 24/7 with our wireless brand new tracking system.

The Mi01 Sentry is equipped with a range of unique technical features so that the Sentry cannot be hacked.

CALL US TO ASK US MORE 0161 476 4050



MOVING INTELLIGENCE



Download our user guides in PDF

Other products available
www.movingintelligence.co.uk